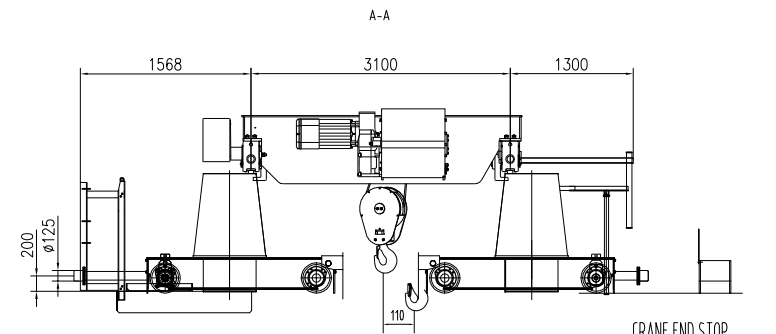
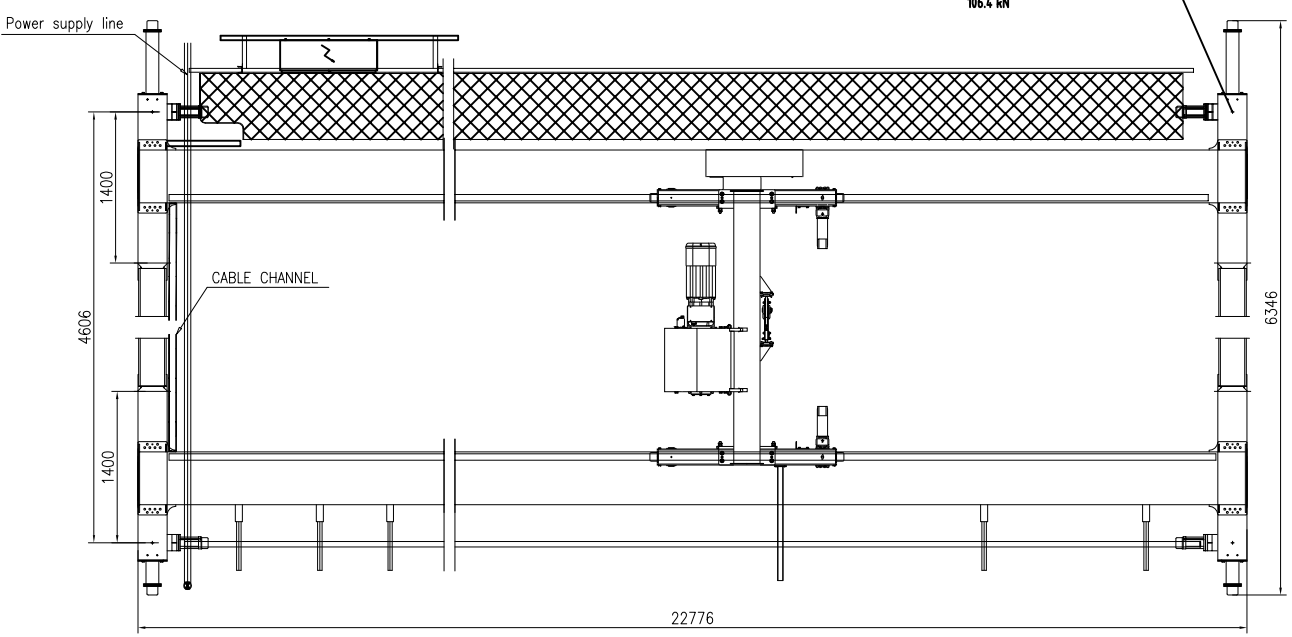
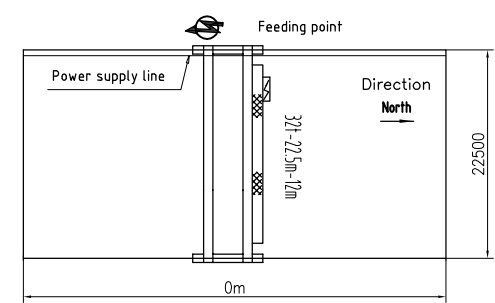


MAX. STAT. WHEEL LOAD
106.4 kN



TECHNICAL DATA

LOAD.....	32t
SPAN.....	22.5m
LIFTING HEIGHT.....	12m
HOISTING SPEED.....	2/0.3 m/min 2-SPEED
TRAVERSING SPEED.....	0-20 m/min STEPLESS
TRAVELLING SPEED.....	0-32 m/min STEPLESS
WEIGHT OF TROLLEY.....	2.25t
WEIGHT OF CRANE.....	18.4t
POWER SUPPLY.....	380V/48V/50Hz
CRANE GROUP.....	FEM A5
HOIST GROUP.....	MS(FEM 2m)
BRIDGE TRAVEL GROUP.....	MS(FEM 2m)
SUPPLY POWER.....	21.6kW
TOLERANCES ACC. TO ISO/FEM STANDARD	
BRIDGE PAINT:	E120/RAL1028
DRAWING NOT IN SCALE	



PRELIMINARY DRAWING/OFFER ONLY.

						Name		RU02	
						Material code		Part Name	
Rev.	Pcs.	Area	Mod. Index	Modified	Date	Stage	Weight (Kg)	Issue	
Designed		RU02		Standardized					
Checked				Approved	2024/02/15		18400	A0	
Verified		2024/02/15							
Processed				Scale	1:35	Size	A2	Total	
						Page		DWG No.	