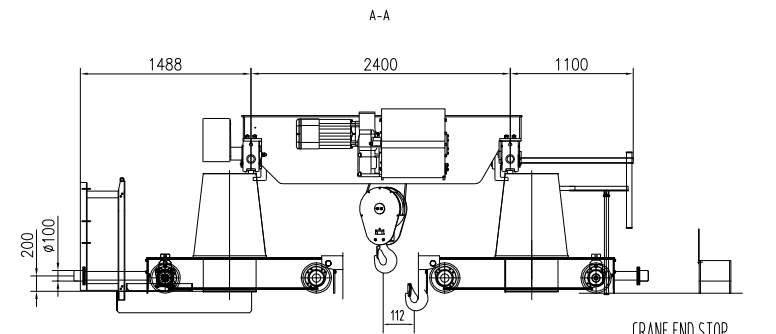
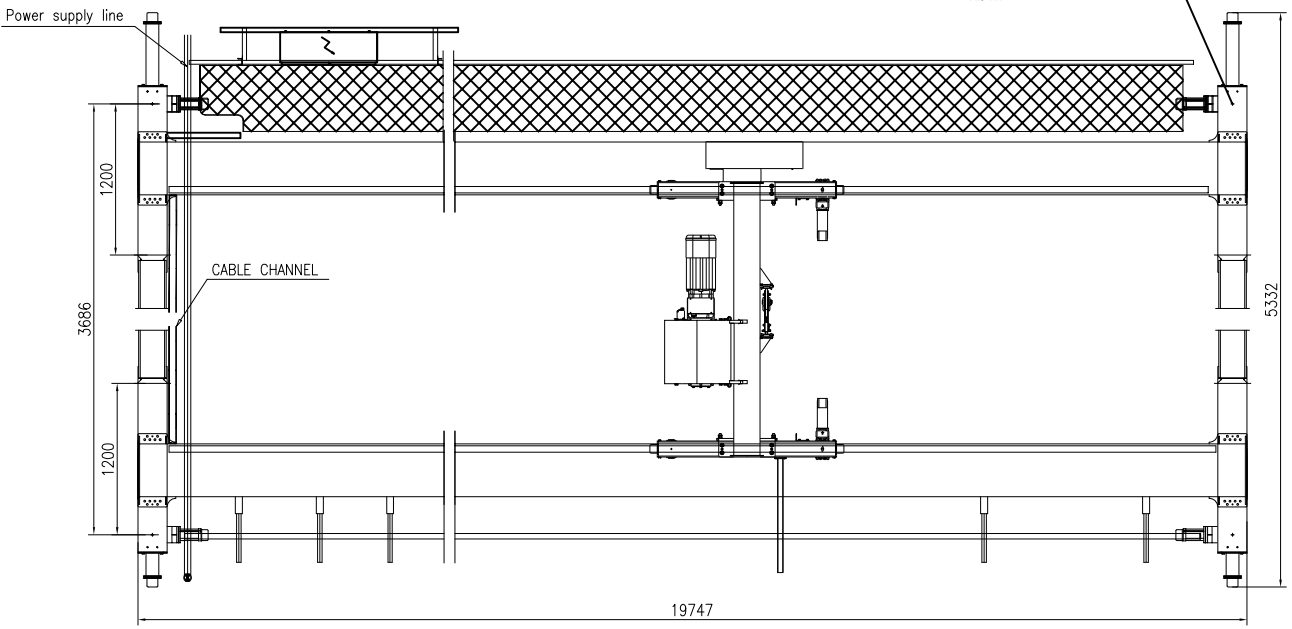


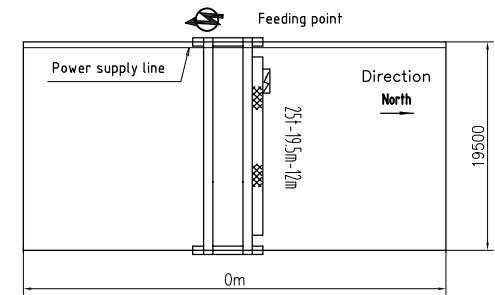
MAX. STATIC WHEEL LOAD
81.3 kN



CRANE END STOP
SUPPLIED BY CUSTOMER

TECHNICAL DATA

LOAD.....	25t
SPAN.....	19.5m
LIFTING HEIGHT.....	12m
HOISTING SPEED.....	2.5/0.4 m/min 2-SPEED
TRAVERSING SPEED.....	0-20 m/min STEPLESS
TRAVELLING SPEED.....	0-32 m/min STEPLESS
WEIGHT OF TROLLEY.....	194t
WEIGHT OF CRANE.....	12.9t
POWER SUPPLY.....	380V/48V/50Hz
CRANE GROUP.....	FEM A5
HOIST GROUP.....	MS(FEM 2m)
BRIDGE TRAVEL GROUP.....	MS(FEM 2m)
SUPPLY POWER.....	18.9kW
TOLERANCES ACC. TO ISO/FEM STANDARD	
BRIDGE PAINT: E120/RAL1028	
DRAWING NOT IN SCALE	



PRELIMINARY DRAWING/OFFER ONLY.

Name						RU02		
Material code						Part Name		
Rev.	Pcs.	Area	Mod.Index	Modified	Date	Stage	Weight(Kg)	Issue
Designed	RU02	2024/02/12	Standardized		2024/02/12		12900	A0
Checked			Approved		2024/02/12			
Verified		2024/02/12			Size			
Processed			Scale	1:35	A2	Total	Page	DWG No.

